

GROW
PHARMA



Strawberry Glue 22/1

Cannabis Based Medicinal Product (CBMP) Approved for prescription use in the UK

Transcription: GP-PHC-SG

Grown by: PHCann in North Macedonia

Active ingredient: Approx. 22% THC
<1% CBD

Profile Type: Indica Dominant Hybrid

Cultivar: Strawberry Glue

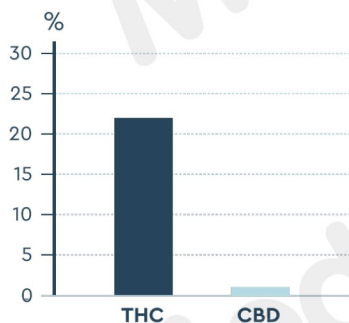
Irradiation: Non-irradiated flowers

Formulation: Flos: whole dried
Cannabis Flowers

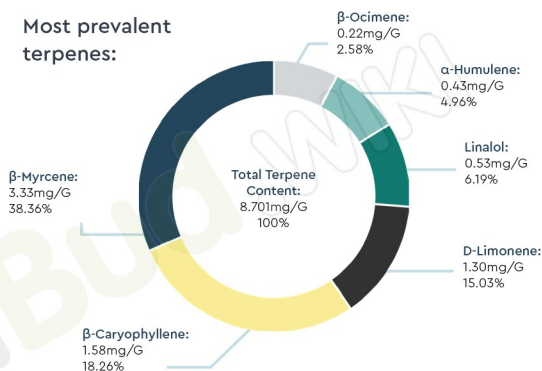
Ingestion method: Inhaled via herbal vaporiser



Ingredients:



Most prevalent terpenes:









Terpene	D-limonene	β -Myrcene	β -Caryophyllene	α -Humulene	Linalol	β -Ocimene
Scent	sweet fruity	woody fruity	woody spicy	spicy	floral	floral

TITRATION GUIDE

- There currently is no uniform starting dose for cannabis products nor uniform dosing information.
- Patients are recommended to slowly titrate up to find their optimal dose for maximal therapeutic effects and minimal adverse effects.
- Timing of onset depends on mode of administration.

Onset and duration of effects for inhalation and oral administration²

	Inhalation	Oral administration
Onset of Effect	 Within seconds to minutes	 Within 30 minutes to 2 hours
Peak effects	 Full effects peak within 30 minutes	 Full effects peak within 4 hours
Duration of Effect	 Up to 6 hours or longer	 Up to 12 hours or longer

2. Minister of Health HC, Health Canada. Health Effects of Cannabis.; 2017.

Adverse events should be reported. Reporting forms and information can be found at:
www.mhra.gov.uk/yellowcard

Adverse events should also be reported to:

IPS Pharma | medicalcannabis@ipsspecials.com | 0800 644 0747

GROW

PHARMA

Grow Group | Eastcastle House, 27/28 Eastcastle
Street, London, W1W 8DH